

Panel feed-through terminal block - PLW 16-6/ 5-10 - 1821083

Please be informed that the data shown in this PDF Document is generated from our Online Catalog. Please find the complete data in the user's documentation. Our General Terms of Use for Downloads are valid (<http://phoenixcontact.com/download>)

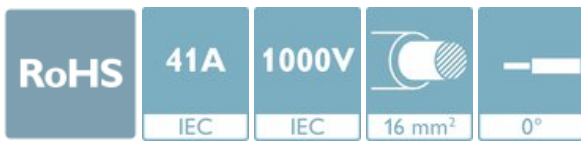


Panel feed-through terminal block, connection method: Push-lock connection, Push-in spring connection, number of positions: 5, load current: 41 A, cross section: 2.5 mm² - 10 mm², connection direction of the conductor to plug-in direction: 0 °, width: 74.4 mm, color: gray


The figure shows a 5-position version

Your advantages

- Tool-free lever principle enables time-saving connection and release of conductors with/without ferrules
- Defined contact force ensures that contact remains stable over the long term
- Time-saving push-in connection when lever is closed
- Quick, tool-free mounting on the housing wall using a fixing wedge



Key Commercial Data

Packing unit	1 pc
Minimum order quantity	15 pc
GTIN	 4 046356788212
GTIN	4046356788212
Weight per Piece (excluding packing)	125.330 g
Custom tariff number	85369010
Country of origin	Slovakia

Technical data

Item properties

Brief article description	Panel feed-through terminal block
Range of articles	PLW 16
Pitch	10 mm

Panel feed-through terminal block - PLW 16-6/ 5-10 - 1821083

Technical data

Item properties

Number of positions	5
Number of connections	10
Number of potentials	5

Electrical parameters

Nominal current	41 A
Nom. voltage	1000 V
Rated voltage (III/3)	1000 V
Rated voltage (III/2)	1000 V
Rated voltage (II/2)	1000 V
Rated surge voltage (III/3)	8 kV
Rated surge voltage (III/2)	8 kV
Rated surge voltage (II/2)	6 kV

Connection capacity, external

Connection method	Push-lock connection
Connection direction of the conductor to plug-in direction	0 °
Conductor cross section solid	2.5 mm ² ... 10 mm ²
Single-conductor/terminal point multi-stranded	2.5 mm ² ... 16 mm ²
Conductor cross section flexible	2.5 mm ² ... 25 mm ²
Conductor cross section flexible, with ferrule without plastic sleeve	2.5 mm ² ... 16 mm ²
Conductor cross section, flexible, with ferrule, with plastic sleeve	2.5 mm ² ... 16 mm ²
Stripping length	18 mm

Connection capacity, internal

Connection method	Push-in spring connection
Connection direction of the conductor to plug-in direction	35 °
Conductor cross section flexible, with ferrule without plastic sleeve	1.5 mm ² ... 6 mm ²
Conductor cross section, flexible, with ferrule, with plastic sleeve	1.5 mm ² ... 6 mm ²
Stripping length	15 mm

Material data - contact

Note	WEEE/RoHS-compliant, free of whiskers according to IEC 60068-2-82/ JEDEC JESD 201
Contact material	Cu alloy
Surface characteristics	tin-plated

Material data - housing

Housing color	gray (7042)
Insulating material	PA

Panel feed-through terminal block - PLW 16-6/ 5-10 - 1821083

Technical data

Material data - housing

Insulating material group	I
CTI according to IEC 60112	600
Flammability rating according to UL 94	V0
Glow wire flammability index GWFI according to EN 60695-2-12	850
Glow wire ignition temperature GWIT according to EN 60695-2-13	775
Temperature for the ball pressure test according to EN 60695-10-2	125 °C

Dimensions for the product

Caption	Schematische Abbildung - weitere Details siehe Produktfamilienzeichnung im Download Center
Width [w]	74.4 mm
Pitch	10 mm

Dimensions for mounting cutout

Plate thickness	19.26 mm
-----------------	----------

Packaging information

Pieces per package	15
Denomination packing units	Pcs.

Ambient conditions

Ambient temperature (storage/transport)	-40 °C ... 70 °C
Ambient temperature (assembly)	-5 °C ... 105 °C
Ambient temperature (operation)	-40 °C ... 100 °C (Depending on the current carrying capacity/derating curve)

Electrical tests

Rated current	41 A
Conductor cross section	25 mm ²
Rated voltage (III/2)	1000 V
Rated surge voltage (III/2)	8 kV

Air clearances and creepage distances

Clearances and creepage distances	IEC 60947-1:2007-06 + A1:2010-12
Specification	IEC 60947-1:2007-06 + A1:2010-12
Minimum clearance - inhomogeneous field (III/3)	8 mm
Minimum clearance - inhomogeneous field (III/2)	8 mm
Minimum clearance - inhomogeneous field (II/2)	5.5 mm
Minimum creepage distance value (III/3)	12.5 mm
Minimum creepage distance value (III/2)	5 mm
Minimum creepage distance value (II/2)	5 mm

Panel feed-through terminal block - PLW 16-6/ 5-10 - 1821083

Technical data

Standards and Regulations

Flammability rating according to UL 94	V0
Safety note	<ul style="list-style-type: none"> • WARNING: Only electrically qualified personnel may install and operate the product. They must observe the following safety notes. The qualified personnel must be familiar with the basics of electrical engineering. They must be able to recognize and prevent danger. The relevant symbol on the packaging indicates that only personnel familiar with electrical engineering are allowed to install and operate the product. • The installation notes/Design In documents online on the download page at phoenixcontact.com/products must be observed for this product. • The cable entry funnel is not safe to touch. Never connect or disconnect the terminal when it is energized. Take appropriate steps to ensure touch protection. # There is no electrical contact to the housing. Make sure that protective grounding is provided for green/yellow color variants and articles marked with PE.

Environmental Product Compliance

China RoHS	Environmentally friendly use period: unlimited = EFUP-e
	No hazardous substances above threshold values

Classifications

eCl@ss

eCl@ss 10.0.1	27141134
eCl@ss 11.0	27141134
eCl@ss 4.0	27141100
eCl@ss 4.1	27141100
eCl@ss 5.0	27141100
eCl@ss 5.1	27141100
eCl@ss 6.0	27141100
eCl@ss 7.0	27141134
eCl@ss 9.0	27141134

ETIM

ETIM 3.0	EC001283
ETIM 4.0	EC001283
ETIM 6.0	EC001283
ETIM 7.0	EC001283

UNSPSC

UNSPSC 6.01	30211811
UNSPSC 7.0901	39121410

Panel feed-through terminal block - PLW 16-6/ 5-10 - 1821083

Classifications

UNSPSC

UNSPSC 11	39121410
UNSPSC 12.01	39121410
UNSPSC 13.2	39121410
UNSPSC 18.0	39121410
UNSPSC 19.0	39121410
UNSPSC 20.0	39121410
UNSPSC 21.0	39121410

Approvals


Approvals


Approvals

EAC / cULus Recognized

Ex Approvals

Approval details

EAC		B.01687
-----	---	---------

cULus Recognized		http://database.ul.com/cgi-bin/XYV/template/LISEXT/1FRAME/index.htm	E60425-20150120
	B	C	
Nominal voltage UN	600 V	600 V	
Nominal current IN	40 A	40 A	
mm ² /AWG/kcmil	16-6	16-6	

Accessories

Accessories

Crimping tool

Panel feed-through terminal block - PLW 16-6/ 5-10 - 1821083

Accessories

Crimping pliers - CRIMPFOX 6 - 1212034



Crimping pliers, for ferrules without insulating collar according to DIN 46228 Part 1 and ferrules with insulating collar according to DIN 46228 Part 4, 0.25 mm² ... 6.0 mm², lateral entry, trapezoidal crimp

Crimping pliers - CRIMPFOX 25R - 1212039



Crimping pliers, for ferrules without insulating collar according to DIN 46228 Part 1 and ferrules with insulating collar according to DIN 46228 Part 4, 10 mm² ... 25 mm², lateral entry, WM crimp

Partition plate

Spacer plate - DP-PLW 16-6/5 3MM - 1705939



Spacer plate for PLW 16-6/5 feed-through terminal block

Screwdriver tools

Screwdriver - SZF 1-0,6X3,5 - 1204517



Actuation tool, for ST terminal blocks, also suitable for use as a bladed screwdriver, size: 0.6 x 3.5 x 100 mm, 2-component grip, with non-slip grip